

The Student Achievement Measure is supported by six sponsoring associations, working together to provide a more comprehensive and accurate picture of student progress and completion as students move across institutions and state boundaries.

SUNY at Fredonia

Fredonia educates, challenges, and inspires students to become skilled, connected, creative, and responsible global citizens and professionals. The university enriches the world through scholarship, artistic expression, community engagement, and entrepreneurship.



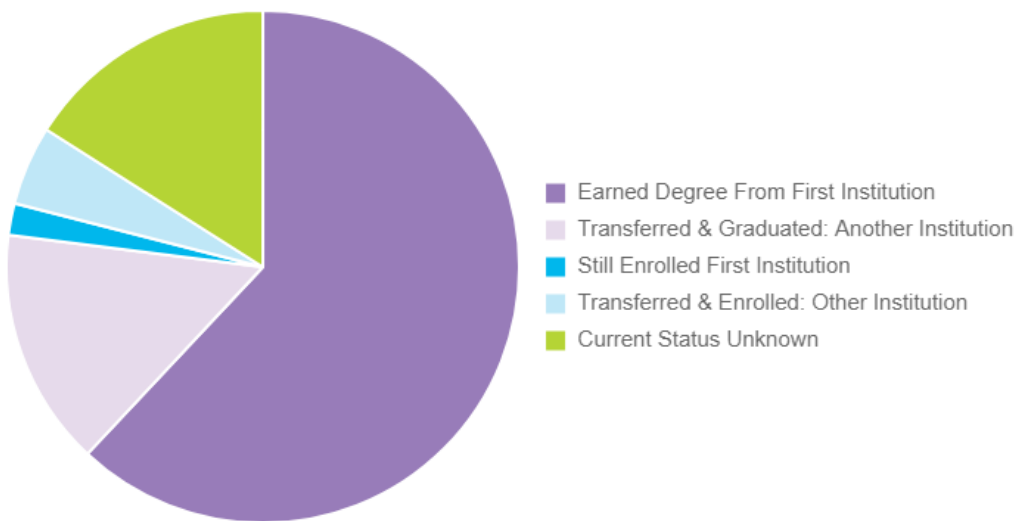
Website:

www.fredonia.edu

Email:

Fall 2015 First-time Full-time Cohort

6-year outcomes for undergraduate bachelor's-seeking students as of 2021



BACHELOR'S MODEL

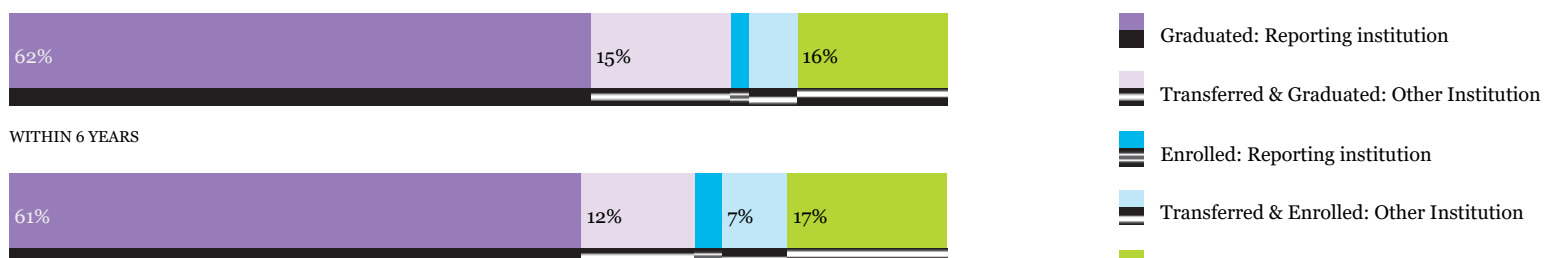
First-Time Full-Time



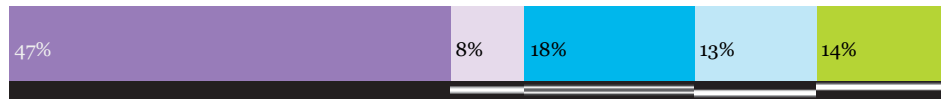
First-Time Full-Time Students Starting Fall 2015

Number of students: 920

roll over each bar for detail data



WITHIN 5 YEARS



WITHIN 4 YEARS

0% 10% 20% 30% 40% 50% 60% 70% 80% 90% 100%

[view detail data for graph »](#)

Current Status Unknown

Full-Time Transfer



Full-Time Transfer Students Starting Fall 2015

Number of students: 331

roll over each bar for detail data



WITHIN 6 YEARS



WITHIN 4 YEARS



WITHIN 2 YEARS

0% 10% 20% 30% 40% 50% 60% 70% 80% 90% 100%

[view detail data for graph »](#)

- Graduated: Reporting institution
- Transferred & Graduated: Other Institution
- Enrolled: Reporting institution
- Transferred & Enrolled: Other Institution
- Current Status Unknown